



RS 12000

Residential Standby GenSet

Model 12 GRCA

Gaseous Fueled 60 Hz



Residential GenSet

Very Quiet Operation - Less Than 70 dB(A) at 7 m
Fully Automatic Operation When Used with our RST or RSZ Automatic Transfer Panel
Powered by Honda GX 670 Engine
Self-Diagnostic Capability
Easy Installation with Innovative Molded Polymer Installation Base - No Need for a Concrete Pad
Electronic Governor for Precise Frequency Control
Listed to UL 2200

Models and Ratings

<u>Order Model</u>	<u>Fuel</u>	<u>Voltage</u>	<u>Rated kW</u>	<u>Rated Amps</u>	<u>Circuit Breaker</u>
12GRCA	Nat. Gas	120/240	9 kW	75.0/37.5	50-Amp, 2-Pole
12GRCA	LP Vapor	120/240	11 kW	91.7/45.8	50-Amp, 2-Pole

Ratings apply at 500 ft (152.4 m), 77°F (25°C). Total Power available will decrease 3.5% for each 1000 ft (305 m) above 500 ft and 1.5% for each 10°F (5.5°C) increase in ambient temperature above 77°F (25°C). *CARB Certified

Weight, Size and Sound Level

- 575 lb (261 kg)
- Length: 42 in (1067 mm); width: 30 in (762 mm); height: 36 in (914 mm)
- GenSet w/installation base: length 45 in (1143 mm), width 34 in (864 mm), height 39 in (986 mm)
- Less than 70 dB(A) at 23 ft (7 m), average

Engine Facts

Model: Honda GX 670

Design: 4-cycle, air-cooled, two cylinders OHV

Compression Ratio: 8.3:1

Displacement: 40.9 cu in (670 cc)

Cooling Air Volume: 777 cfm

Oil Sump Capacity: 1.48 qt (1.4 L) with filter

Operating Speed: 3600 rpm

Engine Features

- Highly reliable solenoid shift starter
 - Transistorized magneto ignition
 - Automotive-style lubrication system
 - Oil Cooler
 - Spin-on Oil Filter
 - Electronic governor
 - Large-capacity air cleaner
 - Carb certified, CSA approved, UL Listed
 - 6 amp battery charger
-

Exhaust Muffler

- Exhaust silencer
 - Low noise
-

Control System Features

- Microprocessor control manages generator set operation, fault detection and service diagnostics
 - Illuminated Run/OFF/Auto switch
 - Running time meter
 - 50-amp UL-listed circuit breaker
 - DC control fuse
 - Convenient access to all connection points
 - Fully automatic operation
 - Two wire start
-

Generator Details

Design: Onan 2-pole, self-excited revolving field. Permanently aligned to engine by a tapered shaft.

Insulation System and Temperature Rise: Class H insulation per NEMA MG-1-1-66 (180°C maximum temperature)

Cooling: Direct-drive, centrifugal blower

Rotor: Laminated electrical steel assembly skewed for improved voltage waveform, heavy insulated copper wire windings

Bearing: Double-sealed prelubricated ball bearing

DC Brushes: Electro graphitic, long life, easily serviced

GenSet Performance

Voltage: 120/240 VAC, single phase, 1.0 pf

Voltage Regulation: 3% no load to full load

Frequency Regulation: Isochronous, 0% no load to full load

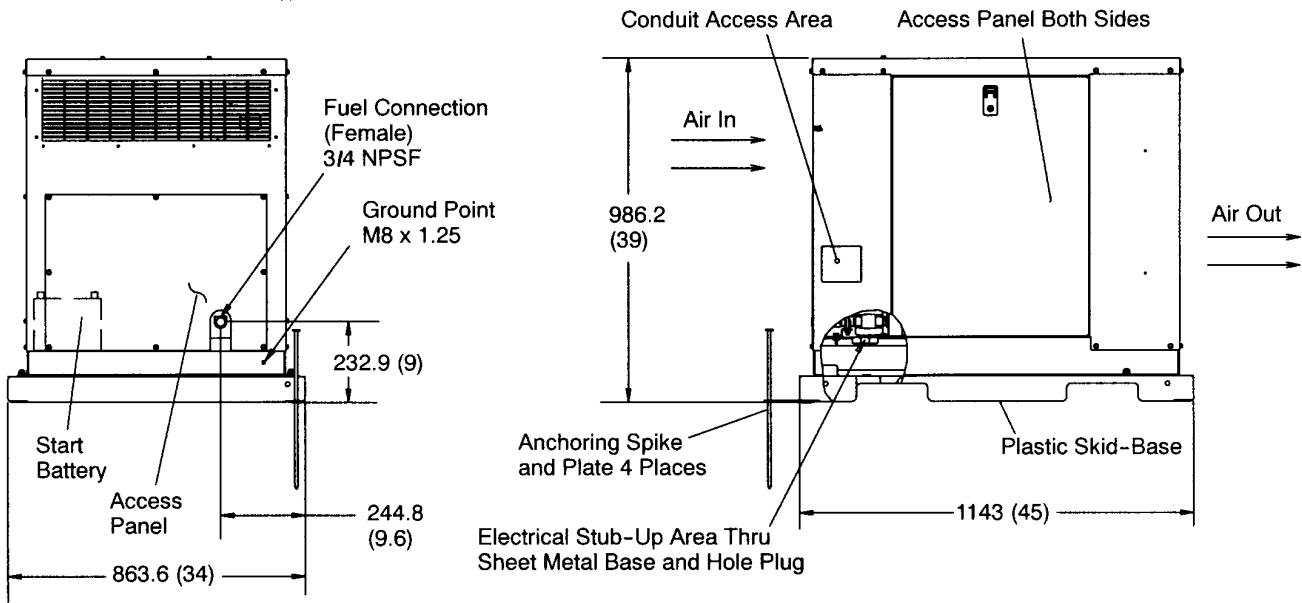
Operating Temperature Range: 0°F (-17°C) to 122°F (50°C)

Fuel Consumption

<u>Natural Gas</u>	<u>ft³/hr</u>	<u>m³/hr</u>	<u>LP Vapor</u>	<u>ft³/hr</u>	<u>m³/hr</u>	<u>gal/hr</u>	<u>l/hr</u>
25% Load:	72	2.0	25% Load:	38	1.1	1.1	4.2
50% Load:	101	2.9	50% Load:	47	1.3	1.3	4.8
75% Load:	133	3.8	75% Load:	60	1.6	1.6	6.2
Full Load:	184	5.2	Full Load:	73	2.0	2.2	7.5

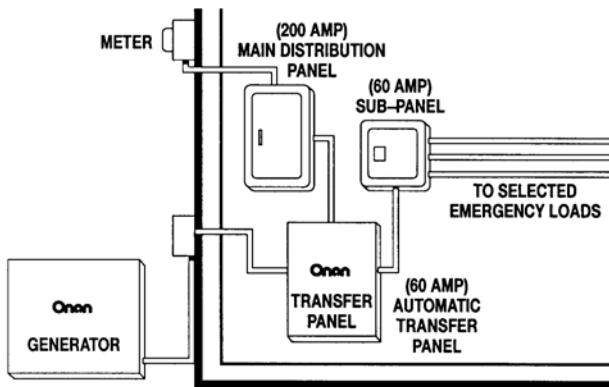
Basic Dimensions

Dimensions Shown in () are Inches

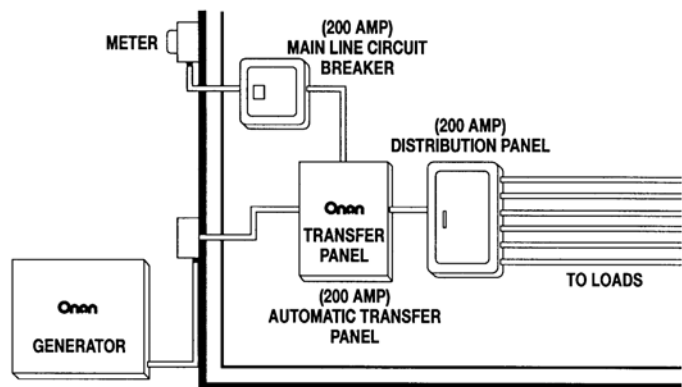


Drawing Reference Number 0500-3294

Automatic Transfer Panel Configurations



Dedicated Emergency Standby Service System (60 Amp)



Full-Service Rating Standby System (200 Amp)

60&200

Housing Features

- Sound-attenuated, drip-proof design; two easy-service access doors, key-lockable
- Internal starting battery tray and tie down
- Heavy-duty, 16-gauge aluminum housing; high-performance fluoropolymer finish coat system

Options and Accessories

- Battery 12 V, Group 26, 530 cca, Part #416-1051
- Battery heater kit, Part #541-0555
- Full line of complementing automatic transfer panels

Warranty Policy

The Onan RS 12000 Home Standby System comes with a two-year warranty on labor and parts. Additional five-year warranty options are available. See your certified dealer or distributor for details.

After Sale Support

GENUINE ONAN MAINTENANCE CARE PARTS AND PRODUCT - For your ongoing satisfaction and the dependability of your Onan product, Onan offers a complete line of parts, oil, and maintenance chemicals specifically designed for Onan product. Available at your nearby Onan dealer.

EASY TO LOCATE CERTIFIED ONAN SERVICE AND PARTS DEALERS - Onan has trained, tested and certified over 1000 authorized Onan Service Dealers covering most major metropolitan areas in the U.S. and Canada. To easily locate the certified Onan Service Dealer no matter where you travel, call 1-800-888-ONAN or look in the yellow pages under "engines".

See your distributor for more information



877-456-2424 | fax 828-743-2140 | office 828-743-4242
448 Hwy 64 West, Suite 5 | Cashiers, North Carolina 28717
www.aspowersystems.com



Cummins Power Generation



CSA-certified for electrical equipment. Meets CSA C22.2



Onan is a registered trademark of Cummins Inc.

Important: Backfeed to a utility system can cause electrocution and/or property damage. Do not connect to any building's electrical system except through an approved device or after building main switch is open. Standby Rating based on: Applicable for supplying emergency power for the duration of normal power interruption. No sustained overload capability is available for this rating. (Equivalent to Fuel Stop Power in accordance with ISO3046, AS2789, DIN6271, and BS5514.) Nominally rated. (See T-030 document for more information.)